



# Aberdeen Sustainable MPS

## Quarterly commentary

Q2 2025

Investors should remember that the value of investments and the income from them can go down as well as up and that past performance is not a guarantee of future returns.

This report is only for use by a financial adviser or a client who has received advice on investing in this managed portfolio service. It is not for use by non-advised investors or any other third party. For full important information and key risks, please refer to the end of this document.

### Objective

The Aberdeen Sustainable MPS aims to achieve a total return from both income and capital growth through a diversified portfolio of collective investment funds over the long term. It focuses on sustainable, ethical and impact funds and is intended for investors with a very low through to a medium high attitude to risk. The portfolio invests in a wide variety of assets, typically in equities, fixed interest, alternatives and money markets. This blend of assets should help to dampen down volatility over the long term.

### Discrete annual returns – year to 30/06


	2021	2022	2023	2024	2025
Aberdeen Sustainable MPS 1	n/a	-10.53%	-1.55%	5.22%	4.04%
ARC MPS 0 – 20% Index	5.78%	-6.64%	-0.25%	7.26%	5.22%
Aberdeen Sustainable MPS 2	n/a	-11.59%	1.54%	5.16%	3.64%
ARC MPS 20 – 40% Index	8.72%	-6.50%	0.47%	8.28%	5.49%
Aberdeen Sustainable MPS 3	n/a	-12.48%	3.15%	4.90%	3.08%
ARC MPS 40 – 60% Index	13.48%	-7.04%	2.59%	9.93%	5.12%
Aberdeen Sustainable MPS 4	n/a	-12.76%	5.56%	4.77%	2.58%
ARC MPS 60 – 80% Index	18.22%	-7.37%	4.90%	11.68%	4.63%
Aberdeen Sustainable MPS 5	n/a	-13.73%	7.05%	4.93%	1.69%
ARC MPS 80 – 100% Index	23.18%	-8.32%	7.27%	13.42%	4.51%

Portfolio performance is based on Aberdeen Sustainable MPS hosted on the Aberdeen Wrap platform. Performance figures are net of the abrdn Portfolio Solutions Ltd management fee and underlying funds OCF. Source: Aberdeen, Financial Express. As at 30.06.2025. ARC Private Client Indices are based on actual client portfolio returns provided by various investment management companies. These portfolio returns are allocated to one of four categories based on the volatility of their returns relative to world equities, and an average return is calculated for each category. Grouping portfolios by their volatility differs from the traditional approach, which compares portfolios which have similar asset allocations. Instead, investment managers may use whatever asset allocation they consider appropriate to achieve the desired levels of return and volatility.

### Key points

- Global equity markets ended the quarter notably higher, supported by substantial US-China tariff reductions, though ongoing trade policy uncertainty persisted.
- Middle East tensions escalated following direct US involvement in the Israel-Iran conflict before a US-brokered ceasefire helped ease concerns.
- While disinflation supported expectations for lower interest rates, central banks maintained a data-dependent stance given tariff-driven inflation. Meanwhile, concerns over China's economic outlook and the prolonged Russia-Ukraine war remained key risks for investor sentiment.
- Yields on 10-year government bonds fell across most major economies as easing price pressures fuelled expectations of rate cuts. However, those in the US ended flat as safe-haven demand from Middle East tensions was offset by inflation concerns linked to President Trump's tariff announcements. Corporate bonds performed well after an initial sell-off triggered by President Trump's sweeping tariff announcement in early April. High-yield bonds led the gains, as strong investor demand drove their spreads to notably low levels, while investment grade bonds also held up well due to their lower-risk profile.





# Aberdeen Sustainable MPS

## Quarterly commentary

Q2 2025

### Market commentary

*"I don't want anything to go down, but sometimes you have to take medicine to fix something."* Donald Trump

Confounding medical logic, US President Donald Trump's words in early April sparked a severe bout of volatility across markets, following his surprise 'Liberation Day' announcement.

You didn't need to be an ophthalmologist to see what a sight for sore eyes global markets had become. Trump's declaration of a baseline 10% tariff on all US imports, alongside a raft of 'reciprocal tariffs' affecting dozens of countries and an initial 54% tariff on Chinese imports, later escalated to 125%, sent investors scrambling. Trading volumes hit record highs as all three major US indices touched their lowest levels in more than a year.

Of course, any haematologist could tell you that tariffs seem to be in Donald Trump's blood. So when he staged a dramatic change of heart just days later, even a cardiovascular surgeon might have struggled to keep pace. The market reaction to Trump's 'tariff medicine' included a sell-off in US Treasuries and the largest spike in yields in more than 40 years. Under pressure, the administration was forced to partially reverse course, suspending all the newly announced tariffs for 90 days with the exception of those targeting China.

The Trump administration's sudden U-turn injected a fresh dose of optimism into US markets, with the S&P 500 closing up 9.5% on the day – its best day since August 2008. Relief spread throughout Asian and European markets the following day. Japan's Nikkei led the charge, surging 9%. But much like many forms of medicine – Trump administered or otherwise – not all remedies work as intended. The President's repeated attempts to pressure the US Federal Reserve into lowering borrowing costs proved to be in vain – though perhaps more aptly in vein. Despite thinly veiled threats of intervention, the central bank stood firm, cautioning that the incoming wave of tariffs could be inflationary. Officials reiterated their commitment to a data-dependent approach.

While not quite an A&E situation, the quarter also saw the US lose its coveted AAA credit rating. Moody's downgraded it to Aa1 citing a persistent failure by successive US administrations to rein in ballooning deficits and mounting interest obligations.


Taking the pulse of a weakening continental economy, the European Central Bank (ECB) cut rates by 25 basis points in both April and June – marking the eighth consecutive meeting where such a move was made. However, during the June announcement, ECB President Christine Lagarde struck a more measured tone, stating that the central bank was in a "good position" with its current rate path. Investors interpreted this as a possible pause in the easing cycle, if not the end of it altogether.

Meanwhile, annual inflation in the eurozone fell to 1.9% in May, in line with expectations and down from 2.2% in April. Despite the fall in inflation, German bund yields rose as markets priced in higher public borrowing, driven by increased defence spending. This followed NATO's new target for member states to allocate 5% of GDP to defence, up sharply from the previous 2%.

After a relatively weak start to the year, still reeling from Labour's Budget in October, domestic markets were in need of a remedy – some positive economic news. That much-needed dose was administered in the form of largely expected labour data. However, June's data did reveal a rise in the unemployment rate to its highest level since July 2021. Inflation, meanwhile, didn't raise the market's temperature, with investors remaining calm as consumer prices rose to 3.5% in April before easing slightly to 3.4% in May.

Domestic markets also took comfort from news in May that the UK and US had "made a good deal", according to Trump. As part of the agreement, the US scrapped 25% tariffs on British steel imports and reduced tariffs on domestically manufactured cars from 27.5% to 10% – bringing them in line with most other goods.





# Aberdeen Sustainable MPS

## Quarterly commentary

Q2 2025

No major surgery was required from the Bank of England (BoE) during the quarter, with just a single quarter-point cut in May – a largely expected move. The real surprise came from the vote itself, with the BoE's rate-setting committee narrowly approving the cut by a 5-4 margin.

"The past few weeks have shown how unpredictable the global economy can be. That's why we need to stick to a gradual and careful approach to further rate cuts," said Bank Governor Andrew Bailey at the accompanying press conference – a sentiment that captured the tone of the quarter and, for many, felt like just what the doctor ordered.

### Portfolio commentary

There has been no shortage of market-moving developments in 2025, and the second quarter was no exception. Notable events included the initial negative reaction to US tariff policy on 'Liberation Day' across US bond and equity markets, to a surging oil price as a consequence of geopolitical events and the commitment of NATO allies to spend 5% of GDP on defence by 2035. Meanwhile, the broader economic backdrop was clouded by Moody's downgrade of the US credit rating. Adding to the uncertainty, President Trump's 'One Big Beautiful Bill Act' (OBBBA) faced a turbulent path through Congress, with projections suggesting it could add \$3.3 trillion to the US deficit over the next decade if enacted. So, what did this backdrop mean for asset classes?

From a fixed interest perspective, a constant push and pull of macro factors have influenced interest rate expectations, and this has been divergent depending on geography. In the US, the prospect of higher inflation – driven largely by higher tariffs – combined with interest rates remaining above expectations weighed heavily on US Treasuries for much of the quarter. Towards the end of the quarter, comments from Federal Reserve chair Jay Powell suggesting that a faster deterioration in the labour market or a weaker-than-expected inflationary impact from tariffs could create conditions for earlier and potentially deeper interest rate cuts provided some support for US Treasuries, ensuring they ended the period in the black. European and UK government bonds benefited from market perceptions that escalating tariff tensions could

have a deflationary impact in these regions, giving central banks greater scope to cut rates more aggressively. As a result, global government bond indices delivered robust performance during the quarter, rising by 1.5%.

The rally in rates also supported short-dated and all-maturity investment grade credit, in the UK and globally. Funds with greater interest rate sensitivity, such as all-maturity credit strategies, benefited most from the decline in yields, while all credit funds saw gains from a general tightening in spreads. Global high yield markets also performed strongly, driven by falling government bond yields and a notable tightening in credit spreads.


Emerging market debt delivered mixed results. Local currency debt performed well, helped by a weaker US dollar, whereas hard currency debt (hedged back to sterling) faced more challenging conditions.

Turning to equities, returns in local currency terms were exceptional given the uncertain backdrop. Notably, the large-cap US equity market, which was down by more than 11% just eight days into the quarter, staged a remarkable recovery to end the period up by around 11%. Even more surprising, however, was that the US was not the strongest performer. That distinction went to Asia ex Japan with a gain of 12.6%, closely followed by emerging market equities at 12.2%.

Japanese equities rose 7.4%, while European ex UK and UK equities posted more modest gains of 3.6% and 4.4%, respectively – solid performances but comparatively pedestrian next to Asia's standout quarter.

However, these figures are in local currency terms and do not account for the impact of foreign exchange movements, which proved significant during the quarter and made a considerable difference to the returns sterling investors received. The most significant move was a sharp weakening of the US dollar, which fell more than 6.5% against sterling. As a result, the US equity market return for a UK-based investor was just 4.4%, compared to nearly 11% in local currency terms.





# Aberdeen Sustainable MPS

## Quarterly commentary

Q2 2025

Currency effects also dampened returns from Asia ex Japan and emerging markets, reducing them to 6.2% and 5.4% respectively in sterling terms. Conversely, the euro strengthened meaningfully against the pound, boosting European ex UK equity returns to 6.1% for UK investors. Within alternatives, global infrastructure and global real estate investment trusts performed strongly in local currency terms. However, their large exposure to the US dollar meant they were down 1.6% and 1.4% in sterling terms, respectively. Reassuringly, absolute return funds provided diversification and positive returns during a volatile period.

Tactical asset allocation was a neutral to positive contributor across models during the quarter.

### Aberdeen Sustainable MPS 1

Sustainable MPS 1 entered the quarter with a small overweight position in short-dated UK gilts and short-dated global government bonds. This overweight was funded from an underweight position in absolute return funds. Short-dated gilts and global government bonds outperformed cash during the period and were positive contributors from a tactical asset allocation perspective.

Fund selection made a negative contribution to portfolio performance over the second quarter, with sustainable equity strategies buffeted by a mixture of headwinds and tailwinds. While US political rhetoric continues to be negative towards sustainable and climate strategies, sentiment is far more positive outside of the US. This headwind to performance was softened to some extent by the resurgence of small and mid-sized companies, especially in the UK and Europe.

The portfolio's government bond exposure is passive, and holdings delivered returns broadly in line with their reference benchmarks.

The relative performance of our emerging market debt strategies was mixed over the quarter. The modest outperformance by the L&G EM Government Bond Local Currency Screened Index Fund was largely offset by the

marginal underperformance of the L&G EM Government Bond USD Screened Index Fund.


In credit, the abrdn Ethical Corporate Bond Fund and iShares Screened Global Corporate Bond Index Fund matched their respective benchmark returns, while Royal London Sustainable Short Duration Corporate Bond Fund and M&G ESG Screened Global High Yield Fund lagged.

Our basket of UK equity strategies outperformed, benefitting particularly from the strong relative performance of the abrdn UK Sustainable Equity Fund, helped by its small and mid-cap exposure. This more than compensated for the modest underperformance of the iShares UK Equity ESG Screened & Optimised Index Fund.

The relative performance of our basket of global sustainable strategies was mixed, but marginally negative overall. It was pleasing that the Ninety One Global Environment Fund outperformed after quite a challenging period of performance. At a recent review meeting, the manager highlighted that portfolio companies have been growing earnings considerably faster than the broader market. However, this outperformance has not been reflected in the share prices, as the portfolio has declined in value. This arguably positions the portfolio well for future performance, combining superior growth with cheaper valuations. The abrdn Global Impact Equity and Impax Environmental Markets Funds were broadly in line with the global benchmark, while the Stewart Investors Worldwide All Cap Fund was slightly adrift. Holding the Sparinvest Ethical Global Value Fund proved beneficial in many previous quarters but detracted this quarter largely due to its value style. It matched the returns of global value equities but was considerably weaker than the global benchmark. With other holdings having strong growth characteristics, we feel it is important to balance this to some extent with a value strategy.

Fund selection was positive within the alternatives segment. The divergent performance of our infrastructure holdings demonstrated the value of blending managers with differing approaches and styles. The First Sentier





# Aberdeen Sustainable MPS

## Quarterly commentary

Q2 2025

Responsible Listed Infrastructure Fund outperformed. Towards the end of April, we switched out of the First Sentier Fund and into L&G Future World Infrastructure Index Fund. The newly purchased Fund got off to a steady start, outperforming the benchmark through to the quarter end. The L&G Environment & Low Carbon Tilt Real Estate Index Fund underperformed the global real estate investment trusts index.

Among absolute return strategies, the TwentyFour Sustainable Short Term Bond Income Fund performed well, outperforming cash.

### **Aberdeen Sustainable MPS 2 and 3**

Sustainable MPS 2 and MPS 3 entered the quarter with a small overweight to short-dated UK gilts and short-dated global government bonds. This overweight was funded from an underweight position in absolute return funds. Short-dated gilts and global government bonds outperformed cash during the period and were positive contributors from a tactical asset allocation perspective.

Fund selection made a negative contribution to portfolio performance over the second quarter, with sustainable equity strategies buffeted by a mixture of headwinds and tailwinds. While US political rhetoric continues to be negative towards sustainable and climate strategies, sentiment is far more positive outside of the US. This headwind to performance was softened to some extent by the resurgence of small and mid-sized companies, especially in the UK and Europe.

The portfolios' government bond exposure is passive, and holdings delivered returns broadly in line with their reference benchmarks.

The relative performance of our emerging market debt strategies was mixed over the quarter. The modest outperformance by the L&G EM Government Bond Local Currency Screened Index Fund was largely offset by the marginal underperformance of the L&G EM Government Bond USD Screened Index Fund.


In credit, the abrdn Ethical Corporate Bond Fund and iShares Screened Global Corporate Bond Index Fund matched their respective benchmark returns, while Royal London Sustainable Short Duration Corporate Bond Fund and M&G ESG Screened Global High Yield Fund lagged.

Our basket of UK equity strategies outperformed, benefitting particularly from the strong relative performance of the abrdn UK Sustainable Equity Fund, helped by its small and mid-cap exposure. This more than compensated for the modest underperformance of the iShares UK Equity ESG Screened & Optimised Index Fund.

The relative performance of our basket of global sustainable strategies was mixed, but marginally negative overall. It was pleasing that the Ninety One Global Environment Fund outperformed after quite a challenging period of performance. At a recent review meeting, the manager highlighted that portfolio companies have been growing earnings considerably faster than the broader market. However, this outperformance has not been reflected in the share prices, as the portfolio has declined in value. This arguably positions the portfolio well for future performance, combining superior growth with cheaper valuations. The abrdn Global Impact Equity and Impax Environmental Markets Funds were broadly in line with the global benchmark, while the Stewart Investors Worldwide All Cap Fund was slightly adrift. Holding the Sparinvest Ethical Global Value Fund proved beneficial in many previous quarters but detracted this quarter largely due to its value style. It matched the returns of global value equities but was considerably weaker than the global benchmark. With other holdings having strong growth characteristics, we feel it is important to balance this to some extent with a value strategy.

Fund selection was positive within the alternatives segment. The divergent performance of our infrastructure holdings demonstrated the value of blending managers with differing approaches and styles. The First Sentier Responsible Listed Infrastructure Fund outperformed. Towards the end of April, we switched out of the First Sentier Fund and into L&G Future World Infrastructure





# Aberdeen Sustainable MPS

## Quarterly commentary

Q2 2025

Index Fund. The newly purchased Fund got off to a steady start, outperforming the benchmark through to the quarter end. The L&G Environment & Low Carbon Tilt Real Estate Index Fund underperformed the global real estate investment trusts index.

Among absolute return strategies, the TwentyFour Sustainable Short Term Bond Income Fund performed well, outperforming cash.

### Aberdeen Sustainable MPS 4

Sustainable MPS 4 entered the quarter with a small overweight to short-dated UK gilts and short-dated global government bonds. This overweight was funded from an underweight position in absolute return funds. Short-dated gilts and global government bonds outperformed cash during the period and were positive contributors from a tactical asset allocation perspective.

Fund selection made a negative contribution to portfolio performance over the second quarter, with sustainable equity strategies buffeted by a mixture of headwinds and tailwinds. While US political rhetoric continues to be negative towards sustainable and climate strategies, sentiment is far more positive outside of the US. This headwind to performance was softened to some extent by the resurgence of small and mid-sized companies, especially in the UK and Europe.

The portfolio's government bond exposure is passive, and holdings delivered returns broadly in line with their reference benchmarks.

The relative performance of our emerging market debt strategies was mixed over the quarter. The modest outperformance by the L&G EM Government Bond Local Currency Screened Index Fund was largely offset by the marginal underperformance of the L&G EM Government Bond USD Screened Index Fund.

In credit, the abrdn Ethical Corporate Bond Fund and iShares Screened Global Corporate Bond Index Fund matched their respective benchmark returns, while M&G ESG Screened Global High Yield Fund lagged.


Our basket of UK equity strategies outperformed, benefitting particularly from the strong relative performance of the abrdn UK Sustainable Equity Fund, helped by its small and mid-cap exposure. This more than compensated for the modest underperformance of the iShares UK Equity ESG Screened & Optimised Index Fund.

The relative performance of our basket of global sustainable strategies was mixed, but marginally negative overall. It was pleasing that the Ninety One Global Environment Fund outperformed after quite a challenging period of performance. At a recent review meeting, the manager highlighted that portfolio companies have been growing earnings considerably faster than the broader market. However, this outperformance has not been reflected in the share prices, as the portfolio has declined in value. This arguably positions the portfolio well for future performance, combining superior growth with cheaper valuations. The abrdn Global Impact Equity and Impax Environmental Markets Funds were broadly in line with the global benchmark, while the Stewart Investors Worldwide All Cap Fund was slightly adrift. Holding the Sparinvest Ethical Global Value Fund proved beneficial in many previous quarters but detracted this quarter largely due to its value style. It matched the returns of global value equities but was considerably weaker than the global benchmark. With other holdings having strong growth characteristics, we feel it is important to balance this to some extent with a value strategy.

Fund selection was positive within the alternatives segment. The divergent performance of our infrastructure holdings demonstrated the value of blending managers with differing approaches and styles. The First Sentier Responsible Listed Infrastructure Fund outperformed. Towards the end of April, we switched out of the First Sentier Fund and into L&G Future World Infrastructure Index Fund. The newly purchased Fund got off to a steady start, outperforming the benchmark through to the quarter end. The L&G Environment & Low Carbon Tilt Real Estate Index Fund underperformed the global real estate investment trusts index.







# Aberdeen Sustainable MPS

## Quarterly commentary

Q2 2025

Among absolute return strategies, the TwentyFour Sustainable Short Term Bond Income Fund performed well, outperforming cash.

### Aberdeen Sustainable MPS 5

Sustainable MPS 5 entered the quarter neutrally positioned against its relevant strategic asset allocation.

Fund selection made a negative contribution to portfolio performance over the second quarter, with sustainable equity strategies buffeted by a mixture of headwinds and tailwinds. While US political rhetoric continues to be negative towards sustainable and climate strategies, sentiment is far more positive outside of the US. This headwind to performance was softened to some extent by the resurgence of small and mid-sized companies, especially in the UK and Europe.

In credit, the M&G ESG Screened Global High Yield Fund lagged.

Our basket of UK equity strategies outperformed, benefitting particularly from the strong relative performance of the abrdn UK Sustainable Equity Fund, helped by its small and mid-cap exposure. This more than compensated for the modest underperformance of the iShares UK Equity ESG Screened & Optimised Index Fund.

The relative performance of our basket of global sustainable strategies was mixed, but marginally negative overall. It was pleasing that the Ninety One Global Environment Fund outperformed after quite a challenging period of performance. At a recent review meeting, the manager highlighted that portfolio companies have been growing earnings considerably faster than the broader market. However, this outperformance has not been reflected in the share prices, as the portfolio has declined in value. This arguably positions the portfolio well for future performance, combining superior growth with cheaper valuations. The abrdn Global Impact Equity and Impax Environmental Markets Funds were broadly in line with the global benchmark, while the Stewart Investors Worldwide All Cap Fund was slightly adrift. Holding the Sparinvest Ethical Global Value Fund proved beneficial in

many previous quarters but detracted this quarter largely due to its value style. It matched the returns of global value equities but was considerably weaker than the global benchmark. With other holdings having strong growth characteristics, we feel it is important to balance this to some extent with a value strategy.

Fund selection was positive within the alternatives segment. The divergent performance of our infrastructure holdings demonstrated the value of blending managers with differing approaches and styles. The First Sentier Responsible Listed Infrastructure Fund outperformed. Towards the end of April, we switched out of the First Sentier Fund and into L&G Future World Infrastructure Index Fund. The newly purchased Fund got off to a steady start, outperforming the benchmark through to the quarter end.


### Sustainability case study: Iberdrola

Sustainable decarbonisation will require a complete change in how we generate electricity, moving away from fossil fuels towards renewable energy, mainly wind and solar. It will also require significant investment in electricity networks and storage to reduce losses and better integrate renewables.

Iberdrola is the market leader in owning renewable energy generating capacity in Europe, with leading positions in Spain, the UK, Mexico and Brazil. The company operates more than 42 gigawatts (GW) of renewable energy in Europe, the US and Latin America, supplying electricity to almost 100 million people and employing over 40,000. It also owns regulated networks in Spain, the UK, the US and Brazil.

The International Energy Agency's net-zero roadmap requires a three-fold increase in renewable energy by 2030 and a 10 to 20-fold increase by 2050. We believe Iberdrola has a key role in delivering this and is therefore extremely well positioned for structural growth. By the end of this decade, Iberdrola expects to exceed €65 billion in network assets and reach 95GW of installed renewable capacity, thanks to new investments of €65-75 billion between 2026 and 2030.





# Aberdeen Sustainable MPS

## Quarterly commentary

Q2 2025

The team behind the Ninety One Global Environment Fund invests in Iberdrola on the basis that its market-leading position in developing wind and solar generating capacity gives it several competitive advantages. These include access to the best sites (wind especially can vary significantly depending on the location), more competitive turbine pricing and better financing terms. The company's position as an integrated utility means it is well positioned to provide a full net-zero solution including grids, renewable energy, energy efficiency and hydrogen.

Source: *Ninety One Global Environment Impact Report 2024*


### Outlook

With tariffs and trade tensions dominating the headlines from the outset, the ebb and flow of tariff threats has characterised the second quarter of 2025. We do not expect this to end anytime soon, with deadlines for many trade deals looming at the start of the third quarter.

While geopolitical tensions will likely continue to dominate the news, their real economic impact has, so far, been relatively limited. Labour markets and inflation indicators have shown signs of weakness, but certainly not in critical condition. As a result, we expect central banks to remain alert, closely monitoring the data and adjusting rates as needed.

One unintended consequence of Trump's tariff policy has been the emergence of more opportunities beyond the US. While America has remained a robust market, regions like Europe are now offering a welcome shot in the arm for global portfolios.





# Aberdeen Sustainable MPS

## Quarterly commentary

Q2 2025

### Important Information

This document is strictly for information purposes and should not be considered as an offer, investment recommendation or solicitation to deal in any of the investments mentioned herein. Aberdeen does not warrant the accuracy, adequacy or completeness of the information and materials contained in this document and expressly disclaim liability for errors or omissions in such information and materials. No part of this document may be copied or duplicated in any form or by any means or redistributed without the written consent of Aberdeen. This factsheet does not provide individually tailored advice. It has been prepared without regard to individual financial circumstances and objectives of persons who receive it. We recommend that investors seek the advice of a financial adviser. The appropriateness of a particular portfolio will depend on an investor's individual circumstances and objectives.

### Risks

All investments involve risk. The risks of some of the funds may be comparatively high. The risk descriptions at the end of this document correspond to the main risk factors for each fund within the model. "General Risks" mostly apply to all funds within the model. A fund could potentially be affected by risks beyond those listed described in this document, nor are these risk descriptions themselves intended as exhaustive. For full information and key risks, please refer to the end of this document.

**Credit risk:** The fund invests in securities which are subject to the risk that the issuer may default on interest or capital payments.

**Interest rate risk:** The fund price can go up or down daily for a variety of reasons including changes in interest rates, inflation expectations or the perceived credit quality of individual countries or securities.

**Equity risk:** The fund invests in equity and equity related securities. These are sensitive to variations in the stock markets which can be volatile and change substantially in short periods of time.

**Emerging Markets risk:** The fund invests in emerging market equities and / or bonds. Investing in emerging markets involves a greater risk of loss than investing in more developed markets due to, among other factors, greater political, tax, economic, foreign exchange, liquidity and regulatory risks.

**Derivatives risk:** The use of derivatives carries the risk of reduced liquidity, substantial loss and increased volatility in adverse market conditions, such as a failure amongst market participants. The use of derivatives may result in the fund being leveraged (where market exposure and thus the potential for loss by the fund exceeds the amount it has invested) and in these market conditions the effect of leverage will be to magnify losses.

**High Yield Credit risk:** The fund invests in high yielding bonds which carry a greater risk of default than those with lower yields.

For more information visit [aberdeenadviser.com](https://aberdeenadviser.com)

abrdn Portfolio Solutions Limited, registered in England (08948895) at 280 Bishopsgate, London, United Kingdom, EC2M 4AG.

abrdn Portfolio Solutions Limited is authorised and regulated by the Financial Conduct Authority.

0625 ©Aberdeen Group plc 2025. All rights reserved.

Aprimo ID: AA-240725-196551-8

**aberdeenadviser.com**

