



Aberdeen Sustainable MPS

Managed Portfolio Service - Portfolio 2


June 2025

Key features

Inception date	29-Jul-20
Yield ¹	2.88%
DFM ² (Aberdeen platforms)	0.15%
DFM (Third Party platforms)	0.20%
Underlying ongoing charges figure	0.37%

¹Historic annual yield. Source: Financial Express (FE).
²DFM is Annual Management Fee.

Risk profile



Investment objectives

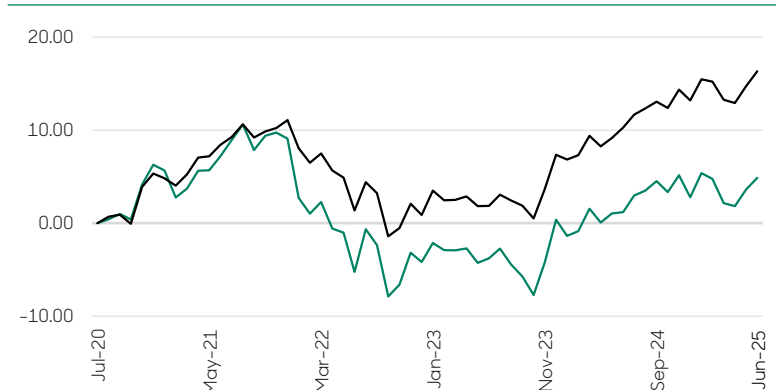
Aberdeen Sustainable MPS 2 aims to achieve a total return from both income and capital growth through a diversified portfolio of collective investment funds over the long term. It focuses on sustainable, ethical and impact funds and is intended for investors with a low attitude to risk. It typically allocates a minimum of 70% of the portfolio to sustainable focused assets, with the remainder allocated to assets utilised for portfolio construction purposes. For more information on what we consider to be sustainable focused assets, please see [here](#).

The portfolio invests in a wide variety of assets, typically in equities, fixed interest, alternatives and money markets. This blend of assets should help to dampen volatility over the longer term.

Ratings



Cumulative performance (%)



● Aberdeen Sustainable MPS Portfolio 2 ● ARC MPS 20 - 40% Index

Performance chart illustrates figures for Aberdeen Sustainable MPS 2 (15bps).

Performance (%)

	1M	3M	1Y	3Y	5Y	S.I. ³	Volatility ⁴
Aberdeen Sustainable MPS 2 (15bps)	1.21	2.67	3.64	10.67	N/A	4.66	7.66
Aberdeen Sustainable MPS 2 (20bps)	1.21	2.66	3.59	10.59	N/A	4.58	7.66
ARC MPS 20 - 40% Index	1.40	2.71	5.49	14.76	16.66	16.66	5.70

Discrete annual returns (%) - year to 30/06

	2021	2022	2023	2024	2025
Aberdeen Sustainable MPS 2 (15bps)	N/A	-11.59	1.54	5.16	3.64
Aberdeen Sustainable MPS 2 (20bps)	N/A	-11.59	1.54	5.13	3.59
ARC MPS 20 - 40% Index	8.72	-6.50	0.47	8.28	5.49


The figures shown here refer to the past. Past performance is not a reliable guide to future performance.

Portfolio performance is based on Aberdeen Sustainable MPS hosted on the Aberdeen Wrap platform.
³S.I. Since Inception.

⁴Figures represent three year annualised volatility.

Performance figures are net of the abrdn Portfolio Solutions Ltd management fee and underlying funds OCF.
Source: abrdn, Financial Express. As at 30.06.2025.

Risk profilers



As with any investment, the value of your portfolio can go down as well as up and may be worth less than you invested.

Aberdeen Sustainable MPS – Portfolio 2 breakdown⁵

Fund Name	Weights (%)
UK Government Bonds	7.32
iShares Up to 10 Years Gilts Index Fund	2.39
Vanguard UK Government Bond Index Fund	4.92
Global Government Bonds	9.06
abrdn Global Government Bond Tracker Fund N Inc	7.97
Vanguard Global Short-Term Bond Index Fund	1.09
Global Index-Linked Government Bonds	5.06
abrdn Global Inflation-Linked Bond Tracker Fund	5.06
Emerging Market Debt (HC and LC)	6.50
L&G ESG Emerging Markets Government Bond	2.38
L&G ESG Emerging Markets Government Bond	4.12
UK Corporate Bonds	10.66
abrdn Ethical Corporate Bond Fund	5.52
Royal London Sustainable Short Duration Credit Fund	5.14
Global High Yield Bonds	3.34
M&G Sustainable Global High Yield Bond Fund	3.34
Global Corporate Bonds	6.09
iShares ESG Global Corporate Bond Fund	6.09
UK Equities	8.63
abrdn UK Sustainable and Responsible Investment Equity Fund	4.32
iShares UK Equity ESG Index Fund	4.31
Global Equities	29.88
abrdn Global Impact Equity Fund	11.96
Impax Environmental Markets Fund	2.98
Ninety One Global Environment Fund	5.94
Sparinvest Ethical Global Value	6.01
Stewart Investors Worldwide All Cap Fund	2.99
Global Infrastructure	3.39
L&G Future World Infrastructure Index Fund	3.39
Alternative Strategy Funds	5.70
TwentyFour Sustainable Short Term Bond Income Fund	5.70
Global REITs	3.37
iShares Environment & Low Carbon Tilt Real Estate Index Fund	3.37
Liquidity	0.50
abrdn Liquidity Fund	0.50
Cash	0.50

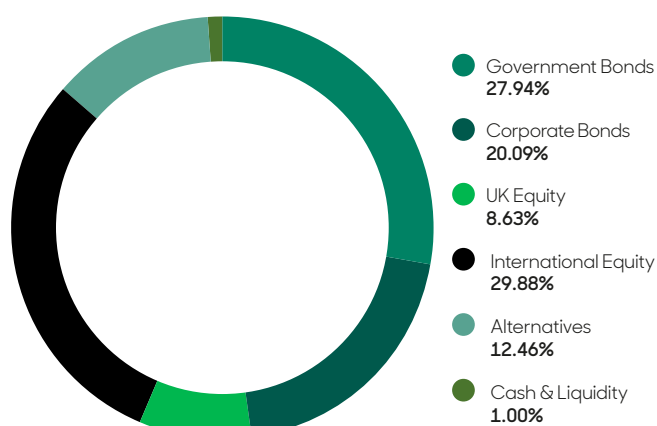
⁵The portfolio and asset class breakdowns shown on this page are based on Aberdeen Sustainable MPS hosted on the Aberdeen Wrap platform. The data is rounded to 2 decimal places and small variances to totals may occur.

Source: Aberdeen. As at 30.06.2025.

Investment team

Our MPS portfolios are managed by a dedicated investment management team. The team has over 85 years' investment experience in fund selection, asset allocation and portfolio construction. At Aberdeen, we have a clearly defined investment policy and devote significant resources to making sure it's consistently delivered and continuously developed. We utilise our global, institutional investment capabilities and follow a rigorous process when building all the MPS portfolios within a robust governance and oversight framework.

Asset Allocation⁵

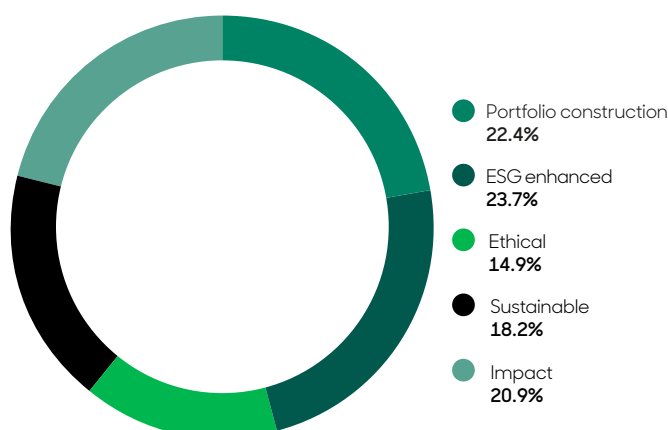


Sustainable investing

We've designed our multi-asset sustainable solution to help our clients tap into the benefits of sustainable investing, while incorporating environmental, social and governance (ESG), stewardship, avoiding harm and impact themes. We do this by carefully selecting and rigorously monitoring a diverse mix of investments and the sustainable focused investments, built on 4 key pillars:

1. Environmental, Social and Governance (ESG) integration
2. Active Stewardship and Engagement
3. Avoiding harm
4. Doing measurable good via Impact investing strategies

The 4 pillars are used as a classification framework for portfolio holdings. For more information on our approach to sustainable investing, please see [here](#).



Important Information

This document is strictly for information purposes and should not be considered as an offer, investment recommendation or solicitation to deal in any of the investments mentioned herein. Aberdeen does not warrant the accuracy, adequacy or completeness of the information and materials contained in this document and expressly disclaim liability for errors or omissions in such information and materials.

No part of this document may be copied or duplicated in any form or by any means or redistributed without the written consent of Aberdeen.

This factsheet does not provide individually tailored advice. It has been prepared without regard to individual financial circumstances and objectives of persons who receive it. We recommend that investors seek the advice of a financial adviser. The appropriateness of a particular portfolio will depend on an investor's individual circumstances and objectives.

Investors should remember that the value of investments and the income from them can go down as well as up and that past performance is not a guarantee of future returns.

Performance

Portfolio performance is based on Aberdeen Sustainable MPS hosted on the Aberdeen Wrap platform. Portfolio constituents and performance may vary on other platforms. The portfolio has not been available on all platforms since inception. The performance figures may vary due to product specific charges and should be viewed on an indicative basis.

Performance figures are net of the abrdn Portfolio Solutions Ltd management fee and underlying funds OCF. However they do not include the deduction of product and adviser specific charges. The effect of these charges would be to reduce the performance levels shown. In addition, MPS portfolios are subject to fund level annual management charges, which vary over time in line with the composition of the portfolio. Please refer to the relevant Managed Portfolio Service Annual Charges Summary for more information on charges.

ARC Private client indices

ARC Private Client Indices are based on actual client portfolio returns provided by various investment management companies. These portfolio returns are allocated to one of four categories based on the volatility of their returns relative to world equities, and an average return is calculated for each category.

Grouping portfolios by their volatility differs from the traditional approach, which compares portfolios which have similar asset allocations. Instead, investment managers may use whatever asset allocation they consider appropriate to achieve the desired levels of return and volatility.

Risks

All investments involve risk. The risks of some of the funds may be comparatively high. The risk descriptions at the end of this document correspond to the main risk factors for each fund within the model. "General Risks" mostly apply to all funds within the model. A fund could potentially be affected by risks beyond those listed described in this document, nor are these risk descriptions themselves intended as exhaustive.

ESG Risk: It is important for investors to be clear that the interpretation of sustainable and ESG related criteria is subjective, meaning that the fund may invest in companies which do not align with the personal views of individual investors. There is no accepted and enforced universal definition of ESG or sustainability related terms, but we have set out here how these terms are used for this proposition range.

Credit risk: The fund invests in securities which are subject to the risk that the issuer may default on interest or capital payments.

Interest rate risk: The fund price can go up or down daily for a variety of reasons including changes in interest rates, inflation expectations or the perceived credit quality of individual countries or securities.

Equity risk: The fund invests in equity and equity related securities. These are sensitive to variations in the stock markets which can be volatile and change substantially in short periods of time.

Emerging Markets risk: The fund invests in emerging market equities and / or bonds. Investing in emerging markets involves a greater risk of loss than investing in more developed markets due to, among other factors, greater political, tax, economic, foreign exchange, liquidity and regulatory risks.

Derivatives risk: The use of derivatives carries the risk of reduced liquidity, substantial loss and increased volatility in adverse market conditions, such as a failure amongst market participants. The use of derivatives may result in the fund being leveraged (where market exposure and thus the potential for loss by the fund exceeds the amount it has invested) and in these market conditions the effect of leverage will be to magnify losses.

High Yield Credit risk: The fund invests in high yielding bonds which carry a greater risk of default than those with lower yields.

EPM Techniques: Underlying funds may engage in EPM techniques including holdings of derivative instruments. Whilst intended to reduce risk, the use of these instruments may expose the Fund to increased price volatility.

Counterparty Risk: The insolvency of any institutions providing services such as safekeeping of assets or acting as counterparty to derivatives or other instruments, may expose the Fund to financial loss.

Inflation Risk: Where the income yield is lower than the rate of inflation, the real value of your investment will reduce over time.

Currency Risk: The portfolio may invest in assets which are denominated in currencies other than sterling, and where this exposure is unhedged, the performance of the portfolio may be affected by fluctuations in currency exchange rates.

Negative Yields Risk: If interest rates are very low or negative, this may have a negative impact on the performance of the portfolios.

Money Market & Deposits Risk: A failure of a deposit institution or an issuer of a money market instrument could have a negative impact on the performance of the portfolios.

Capital Risk: All capital invested is at risk. You may not get back some or all of your investment.

Liquidity risk: In difficult market conditions, the portfolio may not be able to sell a security for full value or at all. This could affect performance and could cause the portfolio to defer or suspend redemptions of its shares, meaning investors may not be able to have immediate access to their holdings.

For more information visit aberdeenadviser.com

abrdn Portfolio Solutions Limited, registered in England (08948895) at 280 Bishopsgate, London, United Kingdom, EC2M 4AG.

abrdn Portfolio Solutions Limited is authorised and regulated by the Financial Conduct Authority.

0625 ©Aberdeen plc 2025. All rights reserved.

Aprimo ID: AA-100725-195945-58

aberdeenadviser.com