



Aberdeen Money Market MPS

Managed Portfolio Service


March 2025

Key features

Inception date	31-Jan-24
Yield ¹	4.55%
DFM ² (Aberdeen platforms)	0.05%
Underlying ongoing charges figure	0.10%

¹ Indicative yield is the approximate annualised return an investor may expect to receive based on yield data sourced from Financial Express (FE).
²DFM is Annual Management Fee

Risk profile



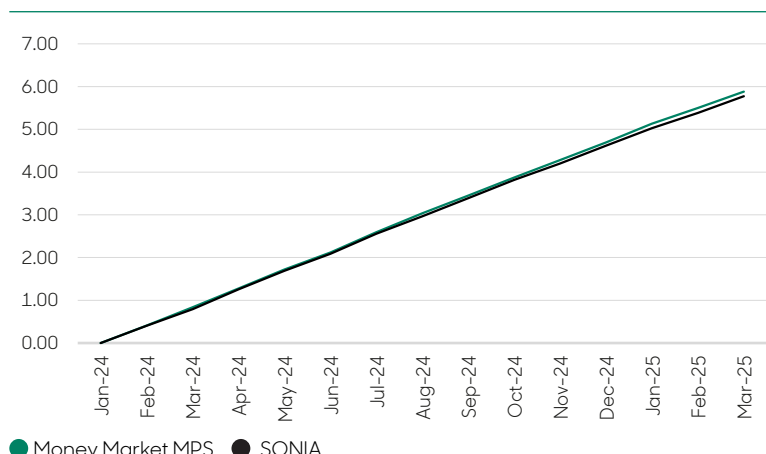
Investment objective

The portfolio's objective is to preserve capital and provide liquidity whilst aiming to provide a return in line with prevailing short term money market rates (gross of fees), for which SONIA has been chosen as a performance comparator.

Ratings



Cumulative performance (%)



Performance chart illustrates figures for Aberdeen Money Market MPS.

Performance (%)

	1M	3M	1Y	3Y	5Y	S.I. ³	Volatility ⁴
Aberdeen Money Market MPS	0.36	1.13	5.00	N/A	N/A	5.88	N/A
SONIA	0.37	1.10	4.94	12.55	12.77	5.77	0.42
Relative	-0.01	0.03	0.06	N/A	N/A	0.11	N/A

Discrete annual returns (%) - year to 31/03

	2021	2022	2023	2024	2025
Aberdeen Money Market MPS	N/A	N/A	N/A	N/A	5.00
SONIA	0.06	0.14	2.22	4.91	4.94
Relative	N/A	N/A	N/A	N/A	0.06

The figures shown here refer to the past. Past performance is not a reliable guide to future performance.

Portfolio performance is based on Aberdeen Money Market MPS hosted on the Aberdeen Wrap platform.
³S.I. is Since Inception

⁴Figures represent three year annualised volatility.

Performance figures are net of the abrdn Portfolio Solutions Ltd management fee and underlying funds OCF.

Source: Aberdeen, Financial Express. As at 31.03.2025.



As with any investment, the value of your portfolio can go down as well as up and may be worth less than you invested.

Aberdeen Money Market MPS – Portfolio 1 breakdown³

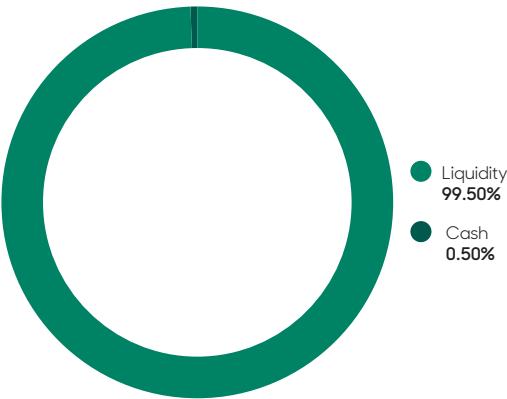
Fund Name	Weights (%)
Liquidity	99.50
abrdn Liquidity Fund	25.00
BlackRock ICS Sterling Liquidity Fund	25.00
L&G Cash Trust	24.50
Royal London Short Term Money Market Fund	25.00
Cash	0.50

³The portfolio and asset class breakdowns shown on this page are based on Aberdeen Money Market MPS hosted on the Aberdeen Wrap platform. The data is rounded to 2 decimal places and small variances to totals may occur.
Source: Aberdeen. As at 31.03.2025.

Investment team

Our MPS portfolios are managed by a dedicated investment management team on a discretionary basis. The team has over 85 years' investment experience in fund selection, asset allocation and portfolio construction. At Aberdeen, we have a clearly defined investment policy and devote significant resources to making sure it's consistently delivered and continuously developed. We utilise our global, institutional investment capabilities and follow a rigorous process when building all the MPS portfolios within a robust governance and oversight framework.

Asset Allocation³



Important Information

This document is strictly for information purposes and should not be considered as an offer, investment recommendation or solicitation to deal in any of the investments mentioned herein. Aberdeen does not warrant the accuracy, adequacy or completeness of the information and materials contained in this document and expressly disclaim liability for errors or omissions in such information and materials.

No part of this document may be copied or duplicated in any form or by any means or redistributed without the written consent of Aberdeen.

This factsheet does not provide individually tailored advice. It has been prepared without regard to individual financial circumstances and objectives of persons who receive it. We recommend that investors seek the advice of a financial adviser. The appropriateness of a particular portfolio will depend on an investor's individual circumstances and objectives.

Investors should remember that the value of investments and the income from them can go down as well as up and that past performance is not a guarantee of future returns.

Key Risks

Money Market Fund Risks: A Money Market Fund is not a guaranteed investment, and is different from an investment in deposits. The principal invested in these funds is capable of fluctuation and the risk of loss of the principal is to be borne by the investor. The underlying funds do not rely on external support for guaranteeing liquidity or stabilising their NAV per share.

Interest Rate Risk: Fixed interest securities are particularly affected by trends in interest rates and inflation. If interest rates go up, the value of capital may fall, and vice versa. Inflation will also decrease the real value of capital.

Credit Risk: Should the issuer of a fixed income security become unable to make income or capital payments, or their rating is downgraded, the value of that investment will fall. Fixed income securities that have a lower credit rating can pay a higher level of income and have an increased risk of default.

EPM Techniques: Underlying funds may engage in EPM techniques including holdings of derivative instruments. Whilst intended to reduce risk, the use of these instruments may expose the Fund to increased price volatility.

Counterparty Risk: The insolvency of any institutions providing services such as safekeeping of assets or acting as counterparty to derivatives or other instruments, may expose the Fund to financial loss.

Inflation Risk: Where the income yield is lower than the rate of inflation, the real value of your investment will reduce over time.

Performance

Portfolio performance is based on Aberdeen MPS hosted on the Aberdeen Wrap platform. Portfolio constituents and performance may vary on other platforms. The portfolio has not been available on all platforms since inception. The performance figures may vary due to product specific charges and should be viewed on an indicative basis.

Performance figures are net of the abrdn Portfolio Solutions Ltd management fee and underlying funds OCF. However they do not include the deduction of product and adviser specific charges. The effect of these charges would be to reduce the performance levels shown. In addition, MPS portfolios are subject to fund level annual management charges, which vary over time in line with the composition of the portfolio. Please refer to the relevant Managed Portfolio Service Annual Charges Summary for more information on charges.

For more information visit aberdeenadviser.com

abrdn Portfolio Solutions Limited, registered in England (08948895) at 280 Bishopsgate, London, United Kingdom, EC2M 4AG.

abrdn Portfolio Solutions Limited is authorised and regulated by the Financial Conduct Authority.

0325 ©Aberdeen plc 2025. All rights reserved.

ADV338

aberdeenadviser.com

